



**NORTH YORKSHIRE**  
FIRE & RESCUE SERVICE

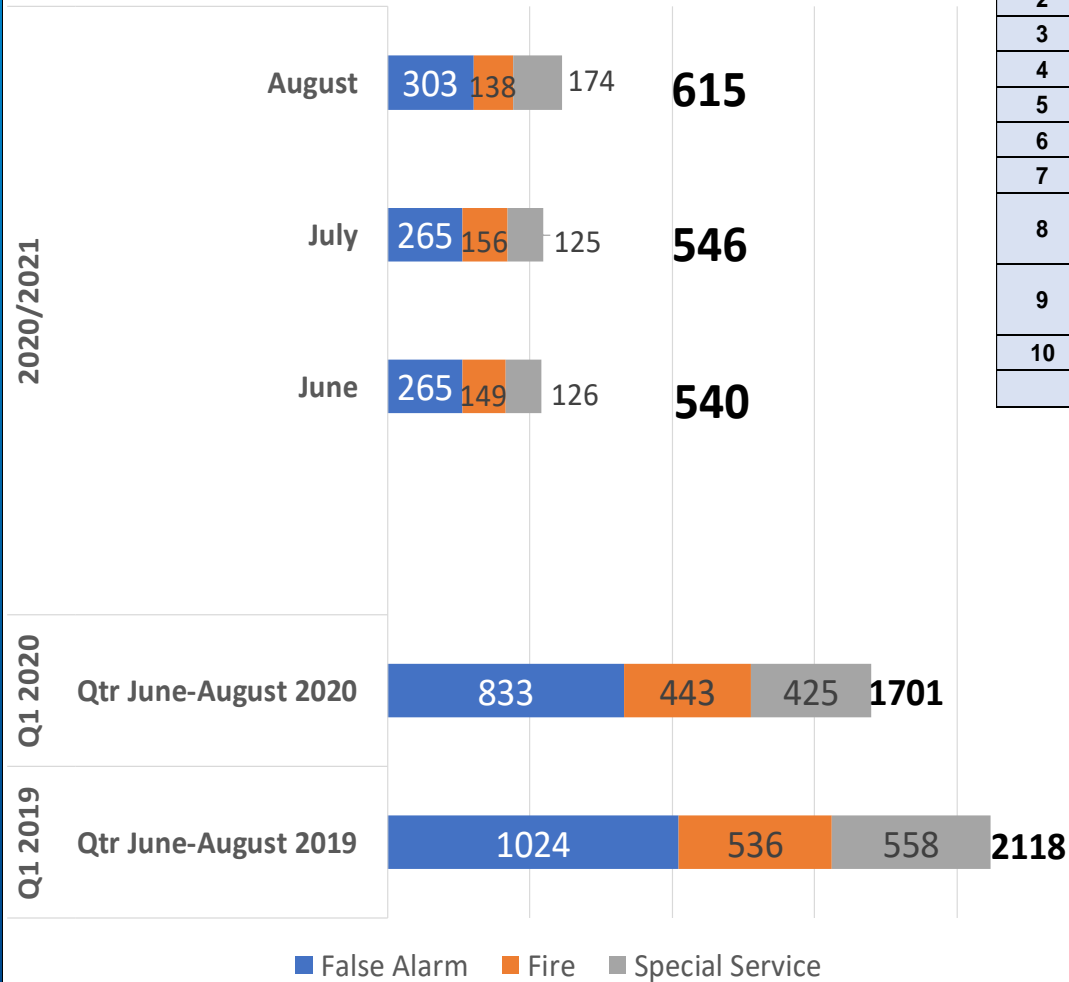
# Performance Summary

September 2020



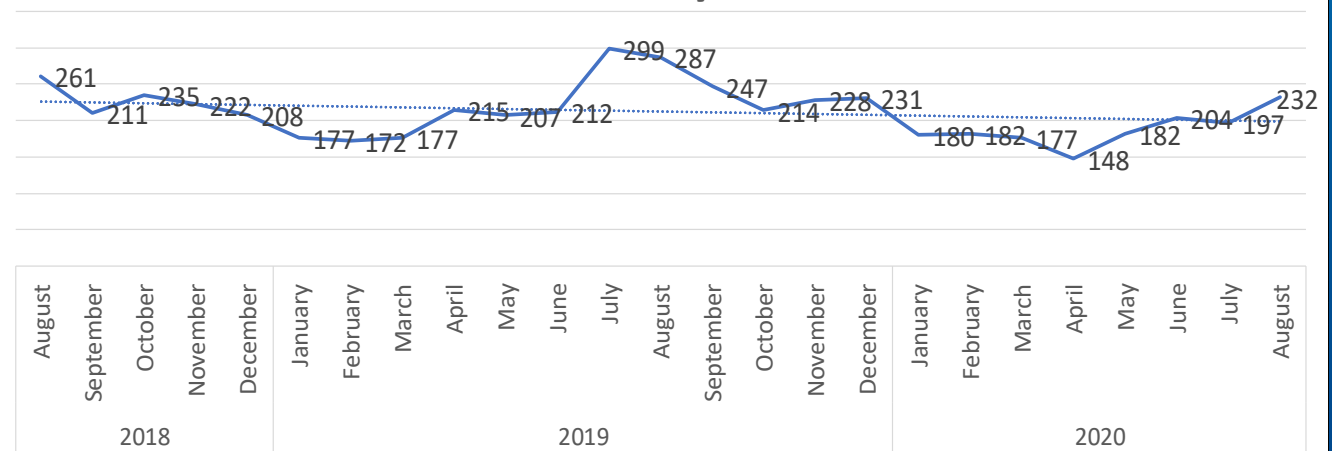
**Incidents Overview**

**Type Of Incident**



Rank	Top 10 Incidents	August - 20	Qtr: June-August 2020	Qtr: June-August 2019
1	Misc - False Alarm From Automatic Fire Alarm	232	635	798
2	Fire - In Open - Small	73	212	243
3	Misc - False Alarm Good Intent	64	188	208
4	Rescue - Persons Trapped Non Emergency	24	48	44
5	Residential Fire	20	65	68
6	Road Traffic Collision Scene Safety	16	37	58
7	Fire - Vehicle Small	14	41	53
8	Flooding - Inside Premises	11	26	81
	Assist Other Agency - Emergency	11	19	31
9	Persons Locked Out/In	10	31	27
	Assist Other Agency - Non Emergency	10	16	22
10	Fire - Building Other	9	29	22
<b>Overall</b>		<b>494</b>	<b>1347</b>	<b>1655</b>

**False Alarm From Automatic Fire Alarms - August 2018 - July 2020**





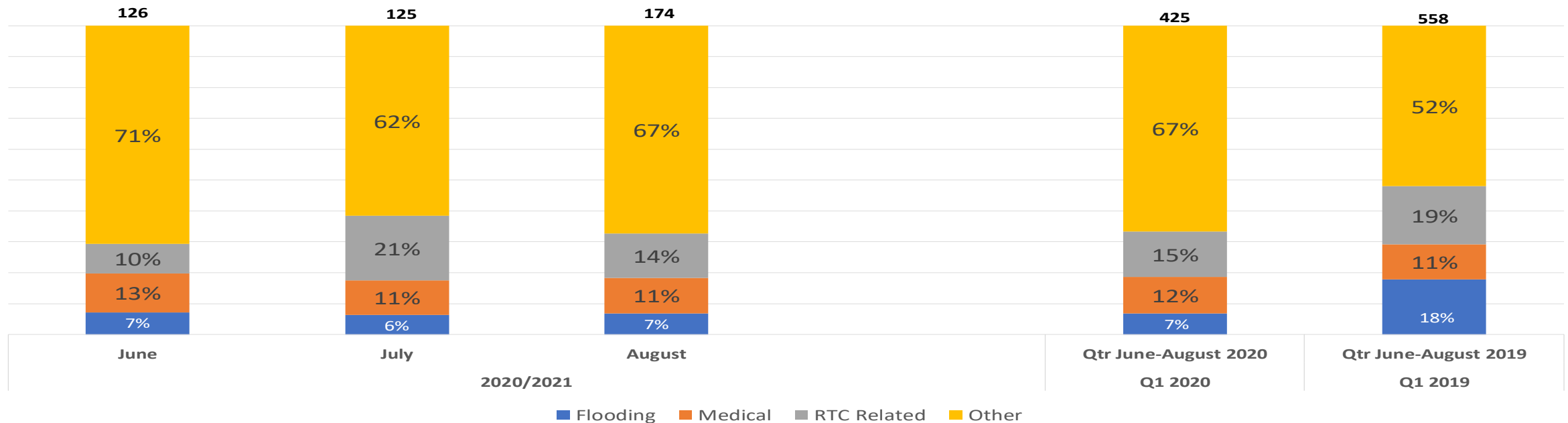
**Special Service Breakdown & Road Traffic Collisions Fatalities**

Special Services		Aug-20	Qtr: June-August 2020	Qtr: June-August 2019
<b>Flooding</b>	Flooding - Inside Premises	11	26	81
	Flooding - In Open	1	3	19
<b>Medical</b>	Assist Ambulance - Gain Entry	2	17	19
	Assist Other Agency - Emergency	11	19	29
	Assist Police - Gain Entry - Medical	0	3	8
	Person Collapsed	7	11	7
<b>RTC</b>	RTC Related Incidents	25	63	105
<b>Flooding, Medical and RTC</b>		57	142	268
<b>Other</b>		117	283	290
<b>Total Special Service Incidents</b>		<b>174</b>	<b>425</b>	<b>558</b>

Category	August 2020	Qtr: June-August 2020	Qtr: June-August 2019
Total No Of Reported Fatalities By NYFRS	3	11	8
Total No Of Reported Fire Fatalities By NYFRS	0	0	0
Total No Of Reported Special Services Fatalities By NYFRS	3	11	8
Total No Of Special Services Fatalities that were Road Traffic Collisions	0	4	3

**Special Service incidents are incidents that aren't Fire related**, this is RTCs, assisting with Dangerous Structures, Rescues of People from Water, Flooding, Animal Rescues, Ring Removals, Gaining Entry, Hazardous Material Incs and Civil Disturbance etc.

**Incident type as % of all Special Services**





### Fires Overview

**Primary Fires** are generally more serious fires that harm people or cause damage to property, meeting one of the following conditions: building fires, vehicle fire or some outdoor structure; any fire involving fatalities, casualties or rescues; or fire attended by at least 5 pumping appliances.

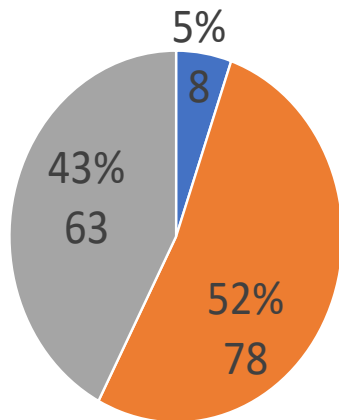
**Secondary Fires** are generally small outdoor fires, not involving people or property, refuse fires, grassland fires and fires in derelict buildings or vehicles.

Category	August 2020	Qtr: June-August 2020	Qtr: June-August 2019
Total No Of Reported Accidental Fires	71	232	284
Total No Of Reported Of Deliberate Fires	51	163	227

Category	August 2020	Qtr: June-August 2020	Qtr: June-August 2019
Number of Accidental Dwelling Fires	21	72	90
	August 2020	Qtr: June-August 2020	Qtr: June-August 2019
Number Of Reported Fire Injuries By NYFRS	1	6	11
Accidental	1	3	11
Deliberate	0	3	0

**Type Of Fires June**

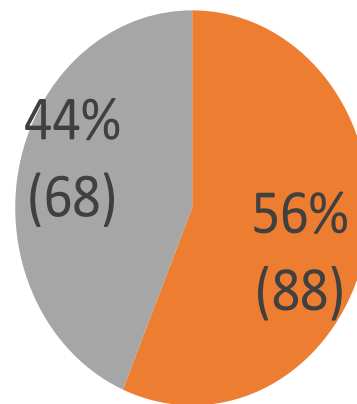
■ Chimney Fire ■ Primary Fire ■ Secondary Fire



Total Fire Incidents = 149

**Type Of Fires July**

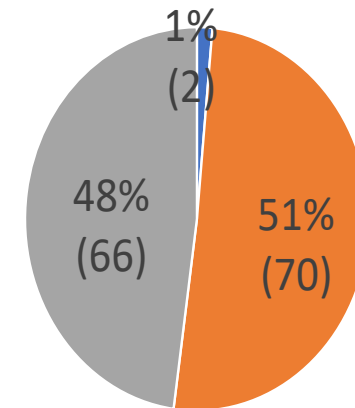
■ Primary Fire ■ Secondary Fire



Total Fire Incidents = 156

**Type Of Fires August**

■ Chimney Fire ■ Primary Fire ■ Secondary Fire

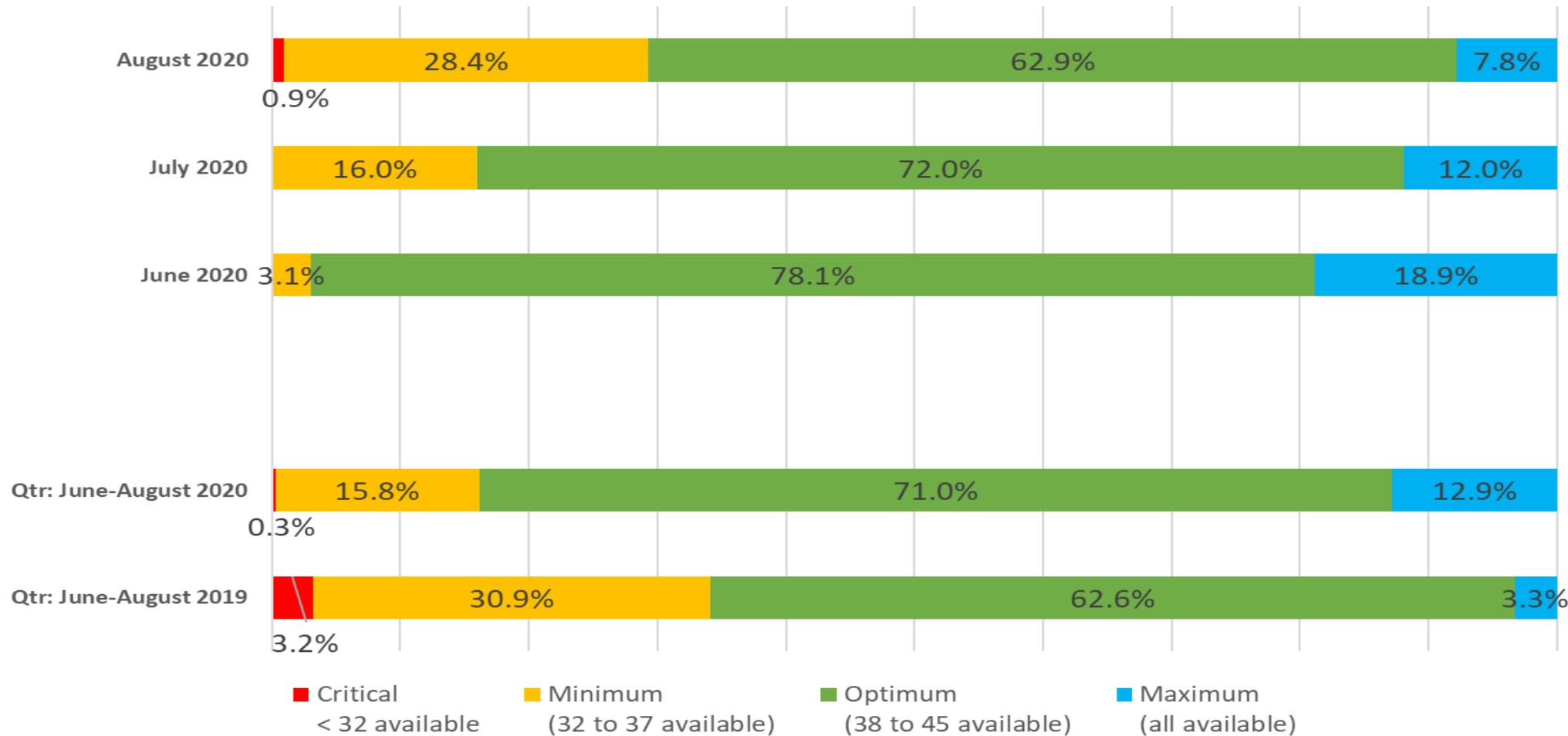


Total Fire Incidents = 138



### Overall Fire Cover

#### Overall Fire Cover - Number Of Fire Appliances Available



Overall Fire Engines  
Average Availability

August 2020  
**88%**

July 2020  
**90%**

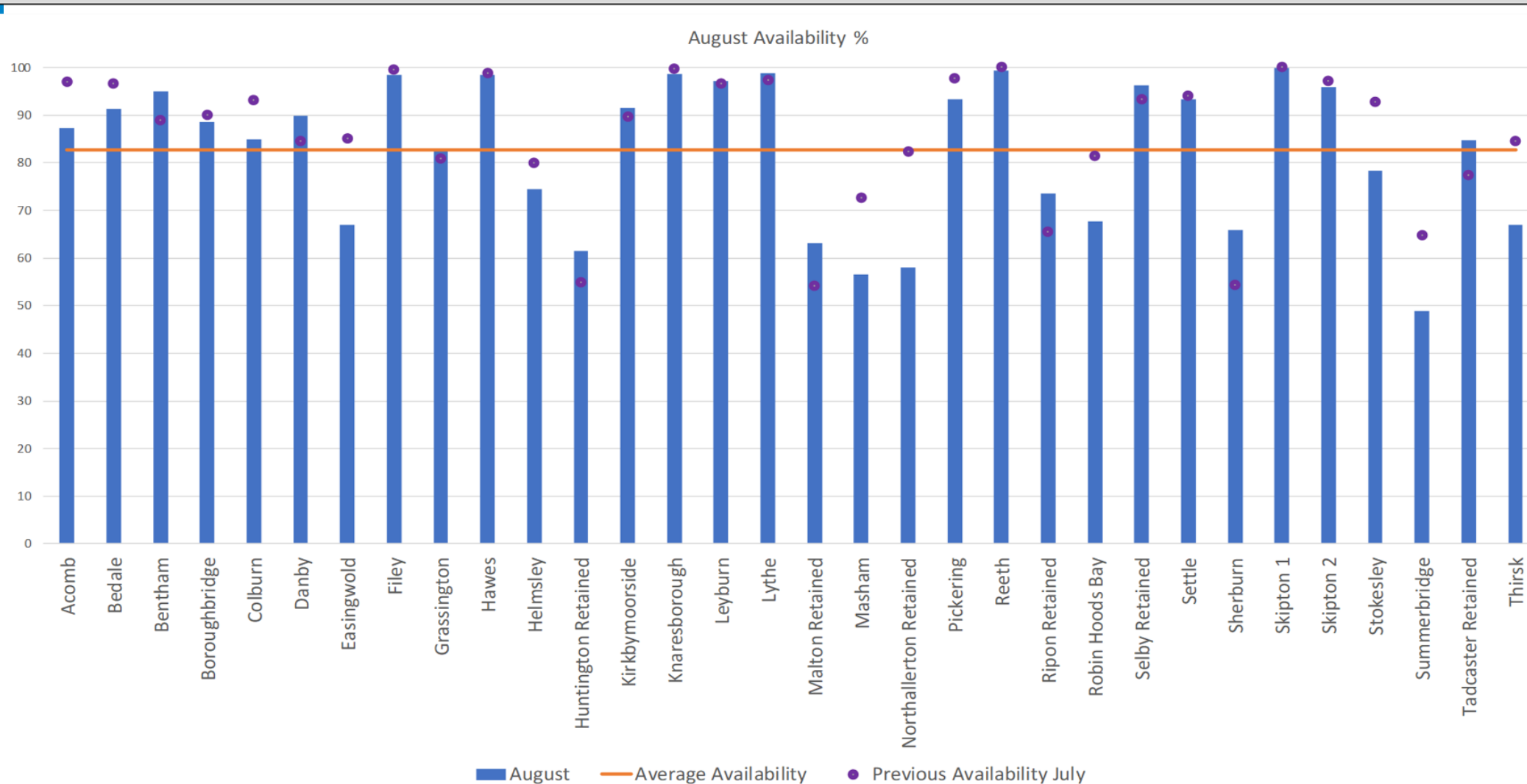
June 2020  
**93%**

Qtr June- August 2020  
**90%**

Qtr June - August 2019  
**86%**



## Availability Overview of On-call Stations – August 2020



On Call Fire Engines  
Average Availability

August 2020  
**83%**

July 2020  
**86%**

June 2020  
**90%**

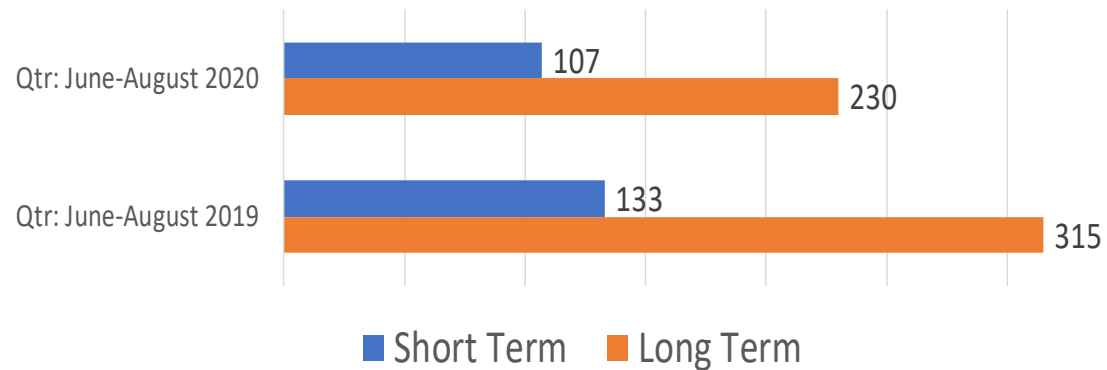
Qtr June – August 2020  
**86%**

Qtr June – August 2019  
**80%**

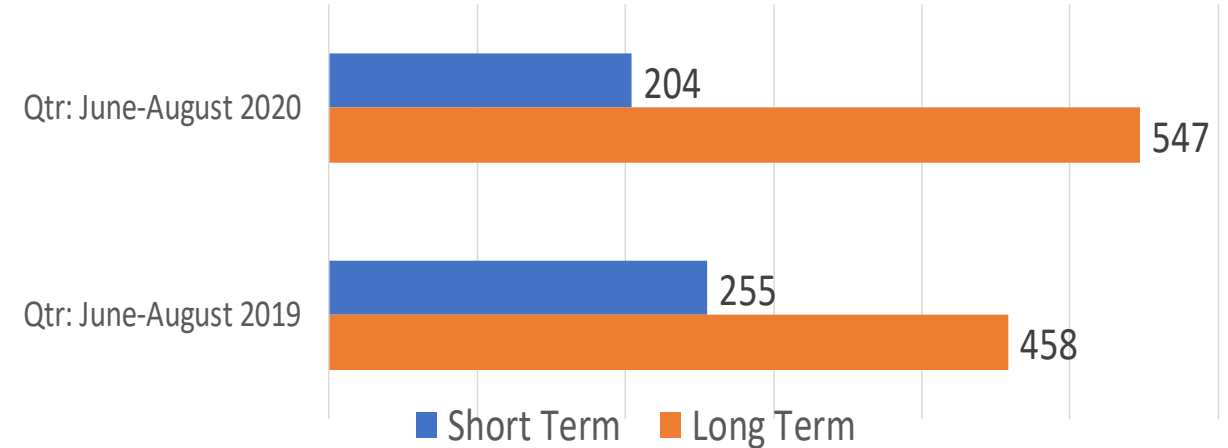


## Absence Levels Overview

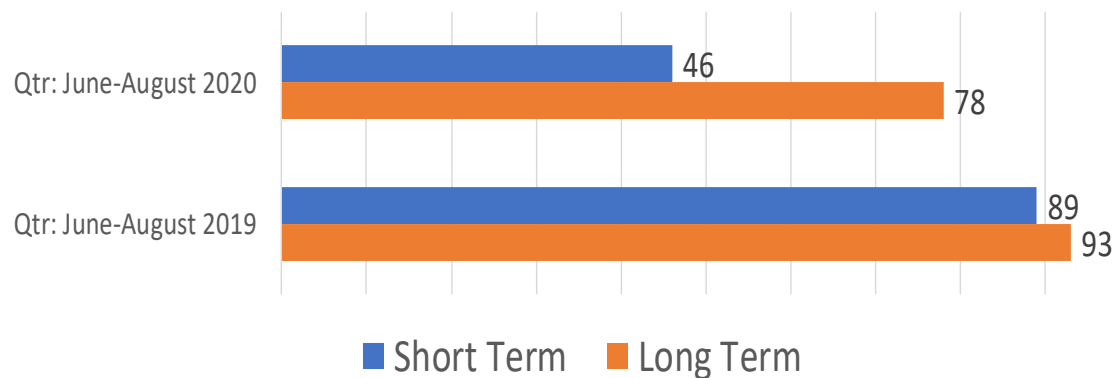
Number of Working days lost due to sickness absence  
(Whole Time Excludes On Call)



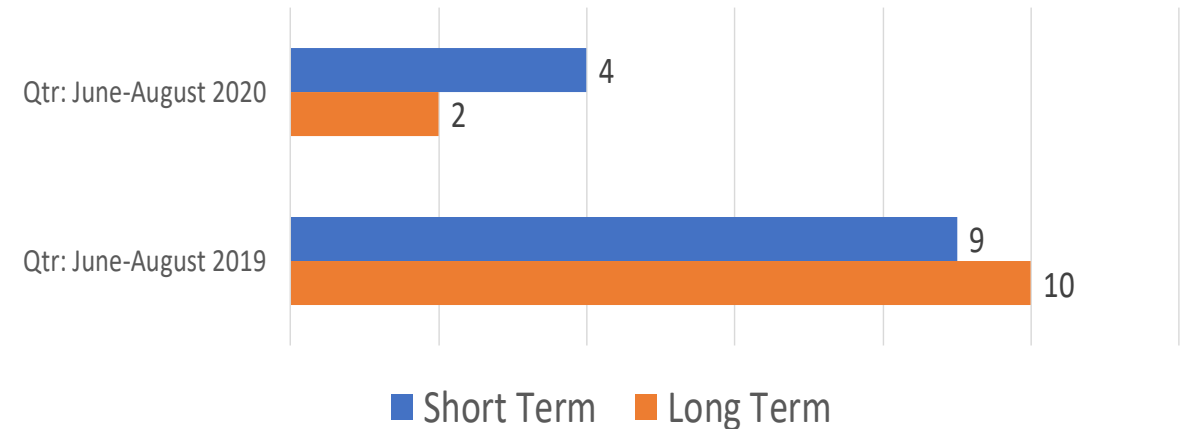
Number of Working days lost due to sickness absence On-Call



Number of Working days lost due to sickness absence (Enabling  
Staff Within the Fire Service)



Number of Working days lost due to sickness absence Control



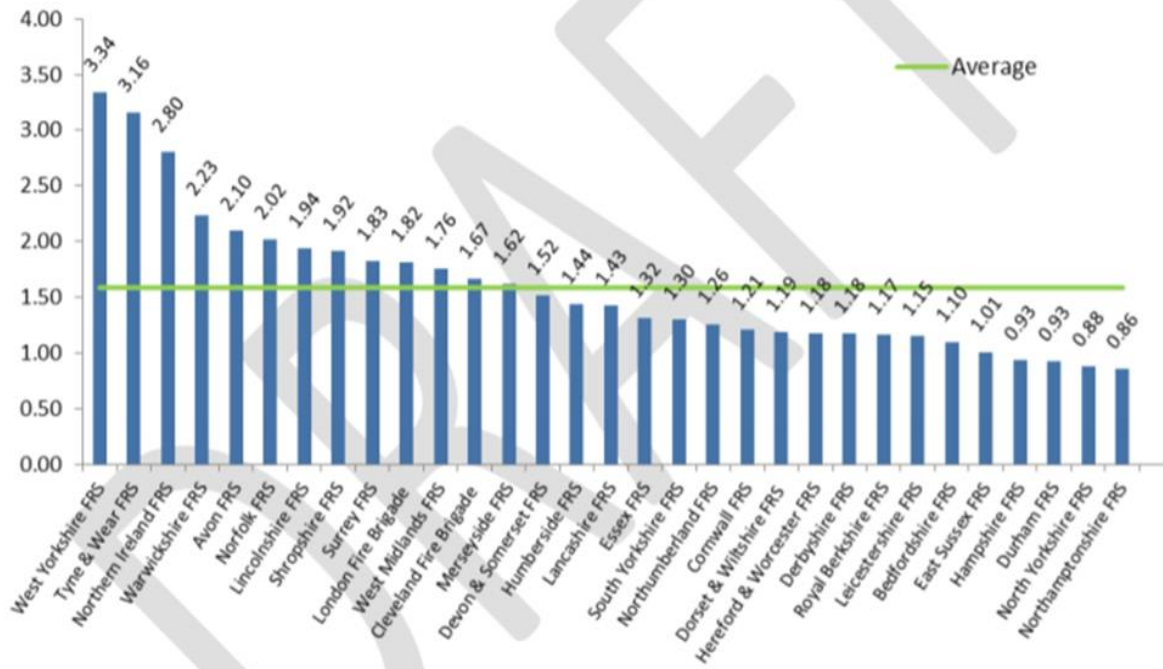


## Absence Levels Overview

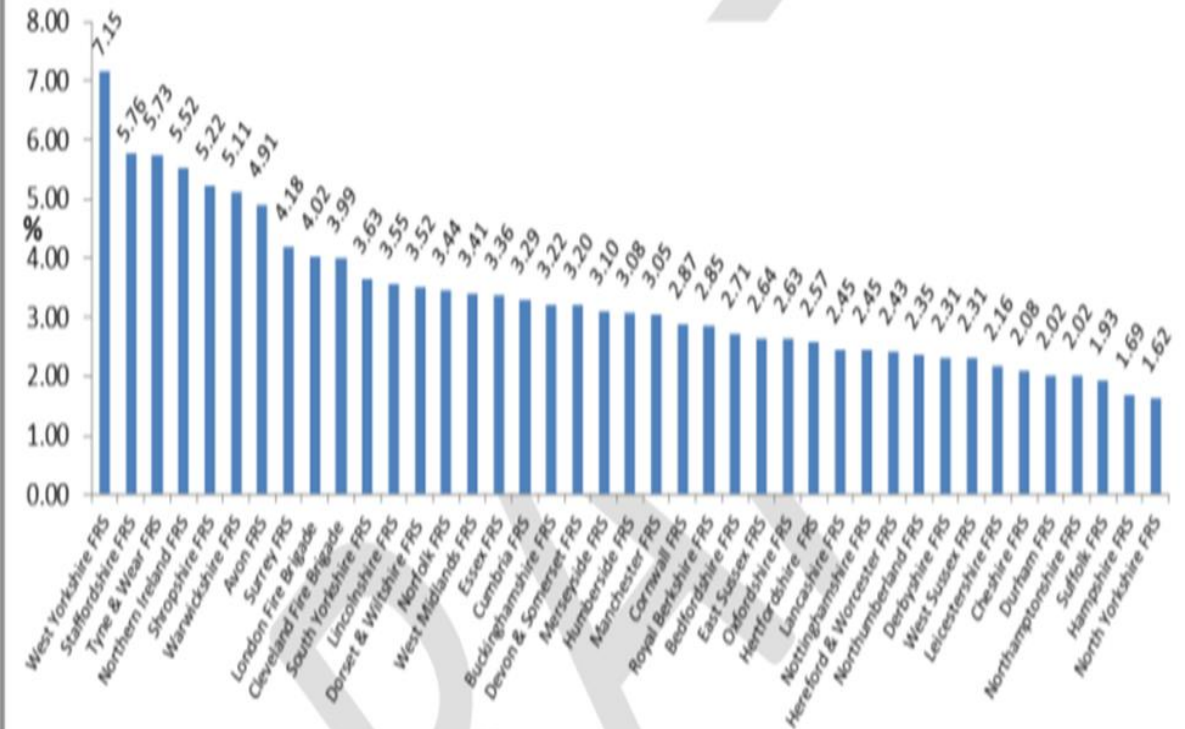
\*Subject to final confirmation.

\*Data Source: National Fire & Rescue Service Occupational Health Performance Report April - June

**BVP12ii  
Wholetime, Control and Green Book**



**Percentage of total working days/shifts lost to sickness per  
Wholetime Firefighter**





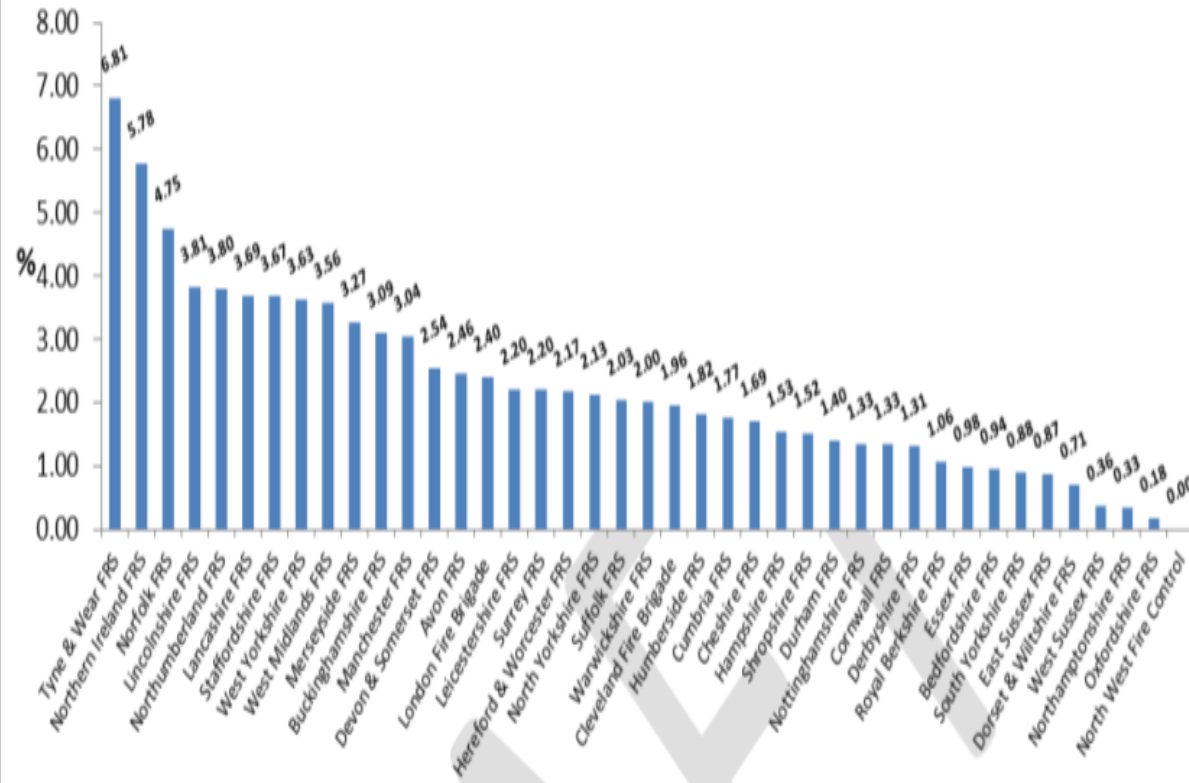


## Absence Levels Overview

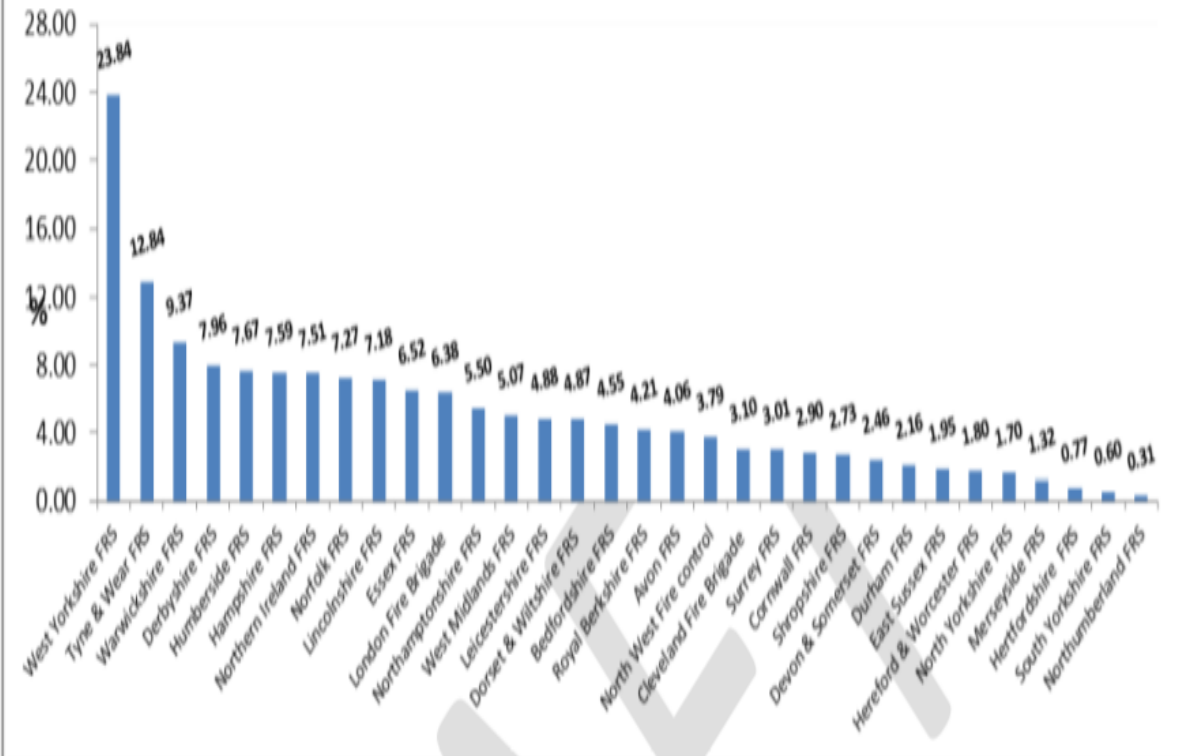
\*Subject to final confirmation.

\*Data Source: National Fire & Rescue Service Occupational Health Performance Report April - June

### Percentage of total working days/shifts lost to sickness per Green Book member of staff



### Percentage of total working days/shifts lost to sickness per Fire Control Operator



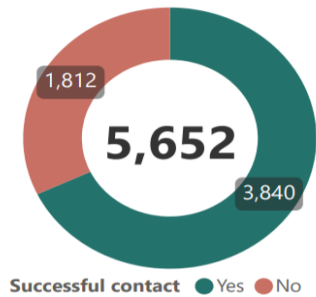


## Support To NYCC Shielded List Outbound Calls Program Overview

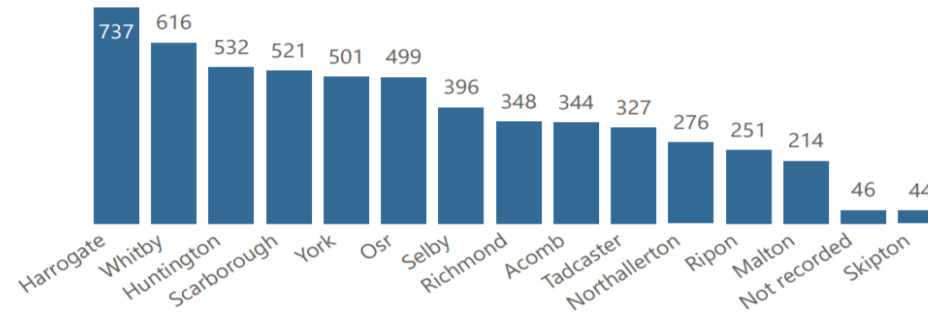


# Covid-19 Fire service calls

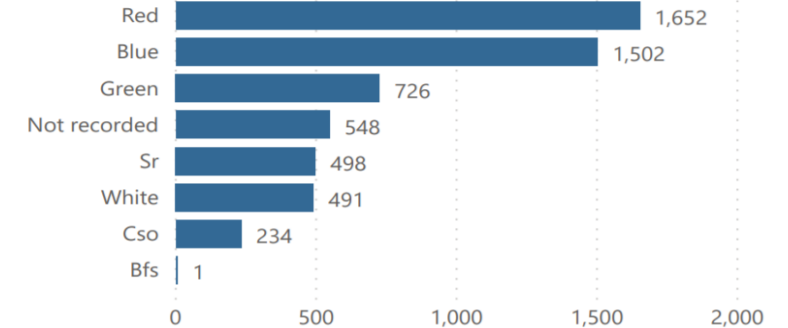
**Calls made**



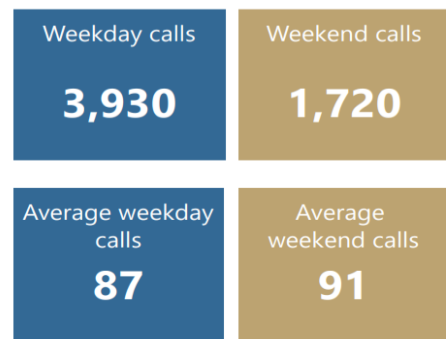
**Calls by station**



**Calls by watch**



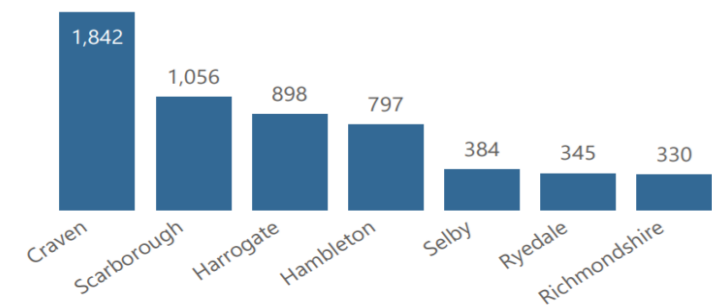
**Calls by day type**



**Calls over time**



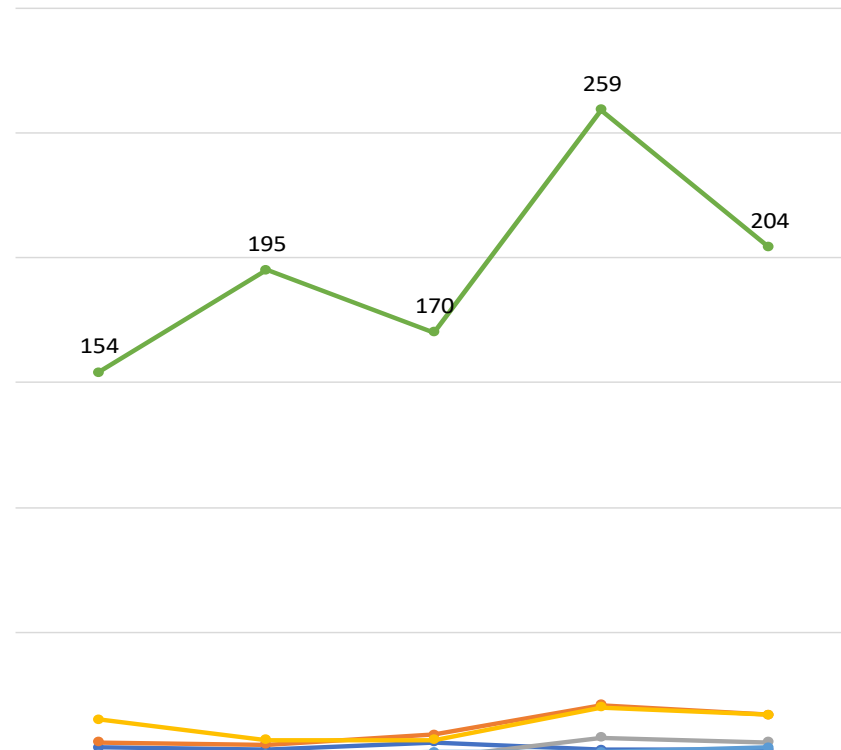
**Resident district**





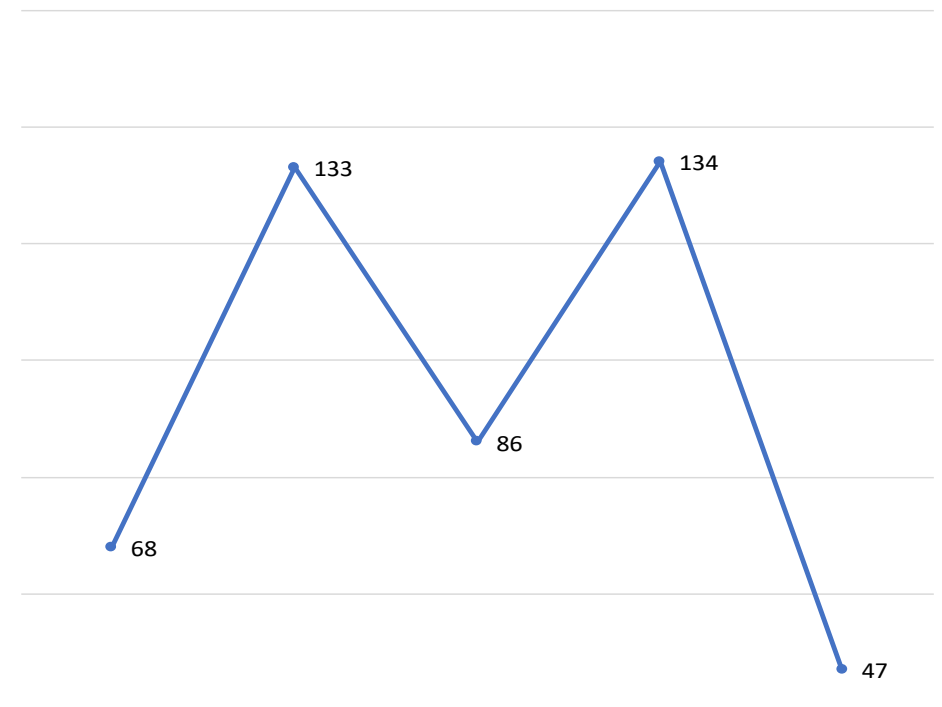
## Business Fire Safety Overview

### BUSINESS FIRE SAFETY - BUSINESS AS USUAL ACTIVITY



	Apr	May	Jun	Jul	Aug
After the Fire Audit	4	3	6	3	3
Complaint	6	5	9	21	17
Desk Based Appraisal	0	0	0	8	6
Scheduled Fire Safety Audit	15	7	7	20	17
Unscheduled Fire Safety Audit	1	1	2	2	4
Data Cleansing (CFRMIS)	154	195	170	259	204

### BUSINESS FIRE SAFETY - COVID-19 ACTIVITY

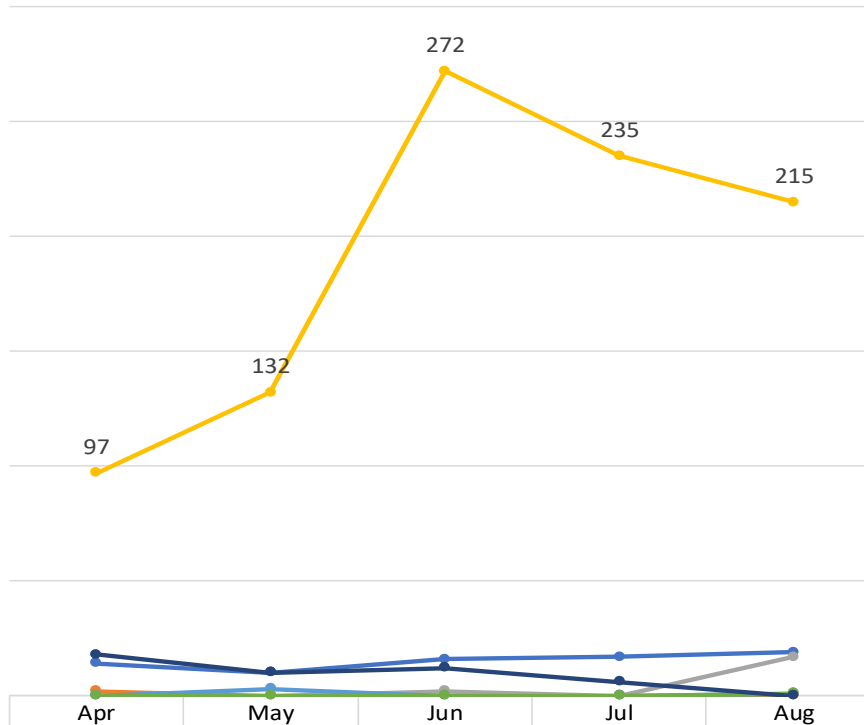


	Apr	May	Jun	Jul	Aug
COVID-19	68	133	86	134	47



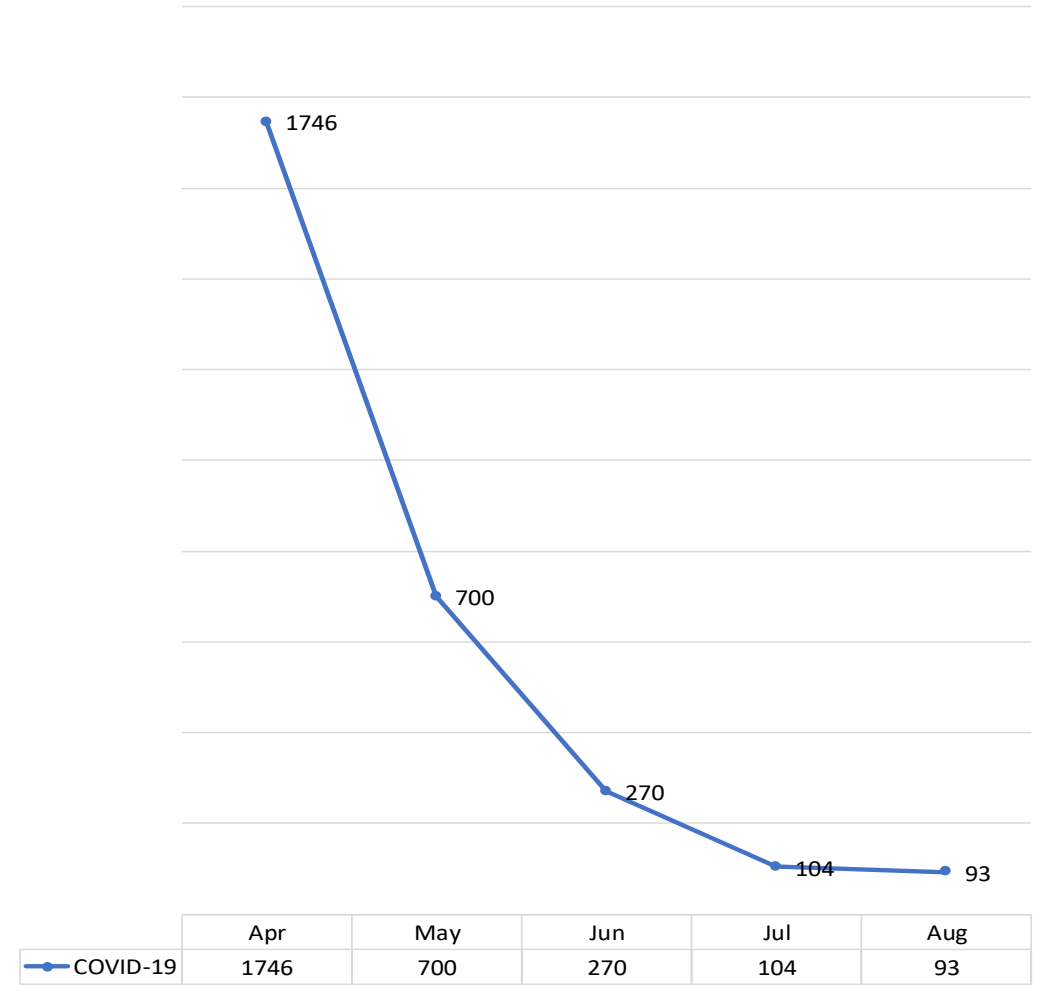
## Community Fire Safety Overview

### COMMUNITY FIRE SAFETY - BUSINESS AS USUAL ACTIVITY



	Apr	May	Jun	Jul	Aug
Home Safety	14	10	16	17	19
Other CFS Activities	2	0	0	0	0
Road Safety	0	0	2	0	17
Safe and Well	97	132	272	235	215
Safeguarding	0	3	0	0	1
Water Safety	0	0	0	0	1
Youth Education	18	10	12	6	0

### COMMUNITY FIRE SAFETY COVID-19 ACTIVITY





**NORTH YORKSHIRE**  
FIRE & RESCUE SERVICE

# Equality Diversity and Inclusion



- Facilities Review
- Local Positive Action
- Training
- 1<sup>st</sup> National Women's Forum



## Awareness Campaign

For more information visit:

