

How your money will be spent

North Yorkshire Police



Your police precept will be used to:

- Invest in information technology and infrastructure to enable a more efficient workforce.
- Deliver closer working and collaboration between Police and Fire as part of the Enable collaboration
- Develop the Public Safety Service pilot
- Improve Mental Health support to frontline policing
- Improve Offender Management services: Domestic Abuse, Stalking and Coercive Control, development of integrated criminal justice pathways.
- Improve access to police services via 101.

North Yorkshire Fire and Rescue Service



The Commissioner inherited an annual budget deficit of £1.2m that would have increased to £2.5m by 2022.

Work has been successfully completed to stabilise the budget without impacting the frontline, but this doesn't leave room to invest and improve. The Government's cap on the precept increase unfortunately does little to help the Commissioner change that, despite the public being willing to give significantly more to their Fire and Rescue Service.

This precept money will enable the Service to continue its current service level and be sustainable by 2022. However, further savings will need to be made to deliver the real investment required in the Service's estate and fleet which are outdated and in great need of repair, and to improve prevention work across the county to make the people of North Yorkshire safer.

To contact the Office of the North Yorkshire Police, Fire and Crime Commissioner:



01423 569 562



northyorkshire-pfcc.gov.uk



info@northyorkshire-pfcc.gov.uk



northyorkspfcc

North Yorkshire
Police, Fire & Crime
Commissioner



NORTH YORKSHIRE
FIRE & RESCUE SERVICE



Precept 2020/2021

Keeping you safe, and feeling safe

After hearing from more than 2,000 members of the public, I have set the precepts for our police and fire services.

Asking hardworking taxpayers to pay more is never easy. It should only happen if it will make people safer and feel safer.

However, along with additional Government funding for more officers, I am confident that North Yorkshire Police now has the money it needs to do the job of cutting crime and keeping us safe. I am particularly pleased that we can continue to recruit more police officers, PCSOs and control room staff, taking us to the highest number of police officers in nearly ten years.

The situation is less positive for North Yorkshire Fire and Rescue Service. Looking ahead, the Chief Fire Officer will need to work hard to develop plans that balance resources with the needs of local communities.

We do though, have a fantastic fire and rescue service, and I'd like to thank both them and the police for the work they do, sometimes in very challenging circumstances.

Julia Mulligan

Police, Fire & Crime Commissioner for North Yorkshire



North Yorkshire Police, Fire & Crime Commissioner

Police information

Your council tax bill includes a contribution towards North Yorkshire Police. Your Police, Fire and Crime Commissioner is responsible for setting the amount you pay. In a recent survey two out of three people said they were willing to pay more. In response the Commissioner has increased it by £10.00 per year, or 19 pence per week, for the average Band D household.



Your contribution:

Property Band	2019/20 £	2020/21 £	Increase per year £	Increase per week pence
A	170.51	177.18	6.67	13
B	198.93	206.71	7.78	15
C	227.35	236.24	8.89	17
D	255.77	265.77	10.00	19
E	312.61	324.83	12.22	23
F	369.45	383.89	14.44	28
G	426.28	442.95	16.67	32
H	511.54	531.54	20.00	38

Fire information

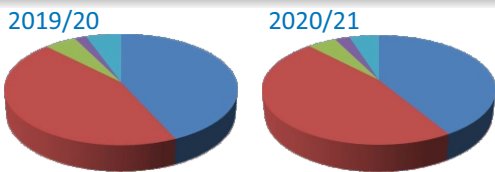
Your council tax bill includes a contribution towards North Yorkshire Fire and Rescue Service. Your Police, Fire and Crime Commissioner is responsible for setting the amount you pay. In a recent survey three out of four people said they were willing to pay more and 58% supported an increase of more than £5. In response the Commissioner has increased it by 1.99 per cent – 2.7p a week more for the average Band D household.



Your contribution:

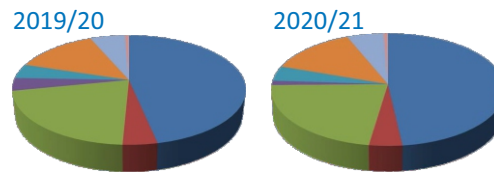
Property Band	2019/20 £	2020/21 £	Increase per £	Increase per week pence
A	47.51	48.46	0.95	1.8
B	55.43	56.54	1.11	2.1
C	63.35	64.61	1.26	2.4
D	71.27	72.69	1.42	2.7
E	87.11	88.84	1.73	3.3
F	102.95	105.00	2.05	3.9
G	118.78	121.15	2.37	4.5
H	142.54	145.38	2.84	5.4

Police - Income and expenditure



Funding for the police

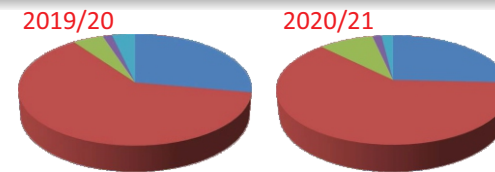
	2019/20 £m	2020/21 £m
Funding from Government	69.2	74.4
Council tax precept	77.3	81.1
Council tax grants	7.9	7.9
Specific grants	4.1	5.9
Fees, Charges and Partnerships	8.1	7.9
Total funding	166.6	177.2



Police budget breakdown

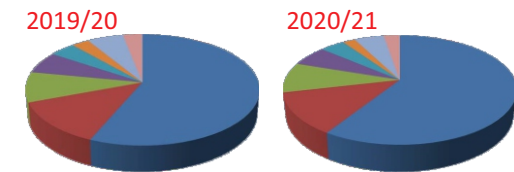
	2019/20 £m	2020/21 £m
Police officers	78.0	85.3
Police Community Support Officers	6.7	7.6
Police staff	35.2	37.0
Policing priorities fund	6.0	3.5
Buildings and transport	7.2	6.9
Supplies and services	22.8	23.7
Other spend *	9.7	12.0
Office of the PFCC	1.1	1.2
Total spending plan	166.6	177.2

Fire - Income and expenditure



Funding for the fire service

	2019/20 £m	2020/21 £m
Funding from Government	9.0	9.1
Council tax precept	21.5	22.2
Specific grants	3.1	3.4
Fees, Charges and Partnerships	0.5	0.5
Use of Reserves	1.1	0.3
Total funding	35.2	35.5



Fire service budget breakdown

	2019/20 £m	2020/21 £m
Firefighter pay	20.6	21.0
Control and support staff	4.3	4.1
Supplies and Services	3.1	3.5
Premises and equipment	2.1	2.1
Private Finance Initiative	1.4	1.5
Transport	0.7	0.8
Capital financial charges	2.1	1.9
Other costs	0.9	0.6
Total spending plan	35.2	35.5

* This includes Community Safety Funding and Commissioned Services, Police Officer Medical and Injury Pensions, Cost of Capital and Use of Reserves.