

How your money will be spent

North Yorkshire Police



This extra investment means: We can recruit 50 additional police officers and 20 PCSOs and new Public Safety Officers.

Online PCSOs: will provide advice to keep communities safe and assist in fighting crime.

City Task Force: A dedicated team who will understand the specific needs of the City of York and provide the appropriate support and action to reducing crime and the fear of crime.

Mental Health Coordinators: will provide support to our most vulnerable to reduce demand on our emergency services.

Visible community policing: will provide targeted support and action to meet the community's needs, reducing crime, the fear of crime and enabling people to be safe and feel safe.

Public safety officer: will work closely with communities and our public sector partners to improve communication and productivity

Community Resilience Teams: will provide a visible presence and will be dedicated to working with our partners to reduce crime.

North Yorkshire Fire and Rescue Service



The Commissioner inherited a Financial Plan from the former Fire Authority that had an underlying £1.2m annual imbalance, and organisational plans that would have seen this imbalance increase to at least £2.5m across the life of that 4 year plan.

While much work has been done to stabilise the financial position of the organisation the Precept increase for 2019/20 unfortunately does little to address the underlying budget imbalance that the Commissioner has inherited.

Options will be developed over the coming two years to return the Fire service to a recurring balanced financial position.

To contact the Office of the North Yorkshire Police, Fire and Crime Commissioner:

01423 569 562

northyorkshire-pfcc.gov.uk

info@northyorkshire-pfcc.gov.uk

northyorkspfcc

North Yorkshire
Police, Fire & Crime
Commissioner



NORTH YORKSHIRE
FIRE & RESCUE SERVICE



Precept 2019/2020

Keeping you safe, and feeling safe

After hearing the views of more than 2,500 members of the public, I have set the precepts for both the police and fire and rescue services.

From talking to people, listening to their views and analysing the results of the precept survey, the overwhelming view is that people expect more and are willing to pay more. I completely agree.

The Neighbourhood Policing survey I carried out last year also identified that people want more visible policing.

That is why I have worked closely with the Chief Constable of North Yorkshire Police to ensure that the money raised will be ring-fenced to increase the number of police officers by at least 50. In addition, local policing will be further boosted by approximately 20 more PCSOs.

The Chief Fire Officer will work with me to support the serious financial challenges with the fire service and focus on protecting the frontline.

Julia Mulligan
Police, Fire & Crime Commissioner for North Yorkshire



North Yorkshire Police, Fire & Crime Commissioner

Police information

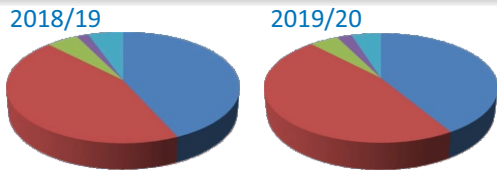
Your council tax bill includes a contribution towards North Yorkshire Police. Your Police, Fire and Crime Commissioner is responsible for setting the amount you pay. In a recent survey two out of three people said they were willing to pay more. In response the Commissioner has increased it by £22.95 per year, or 44 pence per week, for the average Band D household.



Your contribution of £22.95 would mean:

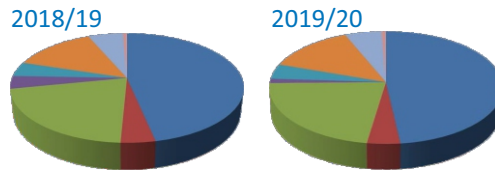
Property Band	2018/19	2019/20	Increase per year	Increase per week
	£	£	£	pence
A	155.21	170.51	15.30	29
B	181.08	198.93	17.85	34
C	206.95	227.35	20.40	39
D	232.82	255.77	22.95	44
E	284.55	312.60	28.05	54
F	336.29	369.44	33.15	64
G	388.03	426.28	38.25	73
H	465.64	511.54	45.90	88

Police - Income and expenditure



Funding for the police

	2018/19	2019/20
	£m	£m
Funding from Government	67.8	69.2
Council tax precept	69.7	77.3
Council tax grants	7.9	7.9
Specific grants	2.9	4.1
Fees, Charges and Partnerships	8.7	8.1
Total funding	156.9	166.6



Police budget breakdown

	2018/19	2019/20
	£m	£m
Police officers	75.6	78.0
Police Community Support Officers	6.6	6.7
Police staff	35.1	35.2
Policing priorities fund	2.0	6.0
Buildings and transport	6.7	7.2
Supplies and services	21.2	22.8
Other spend *	8.8	9.7
Office of the PFCC	1.0	1.1
Total spending plan	156.9	166.6

* This includes Community Safety Funding and Commissioned Services, Police Officer Medical and Injury Pensions, Cost of Capital and Use of Reserves.

Fire information

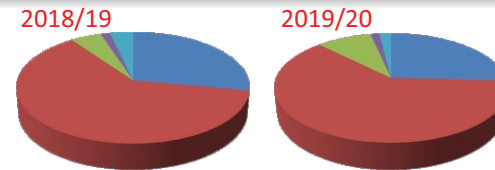
Your council tax bill includes a contribution towards North Yorkshire Fire and Rescue Service. Your Police, Fire and Crime Commissioner is responsible for setting the amount you pay. In a recent survey two out of three people said they were willing to pay more. In response the Commissioner has increased it by 2.99 per cent – 4p a week more for the average Band D household.



Your contribution of £2.07 would mean:

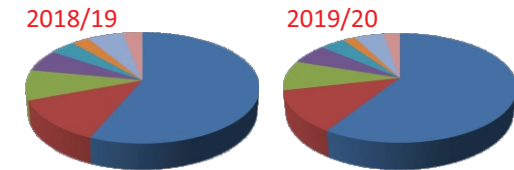
Property Band	2018/19	2019/20	Increase per	Increase per week
	£	£	£	pence
A	46.13	47.51	1.38	3
B	53.82	55.43	1.61	3
C	61.51	63.35	1.84	4
D	69.20	71.27	2.07	4
E	84.57	87.10	2.53	5
F	99.95	102.94	2.99	6
G	115.33	118.78	3.45	7
H	138.40	142.54	4.14	8

Fire - Income and expenditure



Funding for the fire service

	2018/19	2019/20
	£m	£m
Funding from Government	9.3	9.0
Council tax precept	20.7	21.5
Specific grants	1.6	3.1
Fees, Charges and Partnerships	0.5	0.5
Use of Reserves	1.2	1.1
Total funding	33.3	35.2



Fire service budget breakdown

	2018/19	2019/20
	£m	£m
Firefighter pay	18.8	20.6
Control and support staff	4.3	4.3
Supplies and Services	2.9	3.1
Premises and equipment	2.1	2.1
Private Finance Initiative	1.4	1.4
Transport	0.9	0.7
Capital financial charges	1.9	2.1
Other costs	1.0	0.9
Total spending plan	33.3	35.2